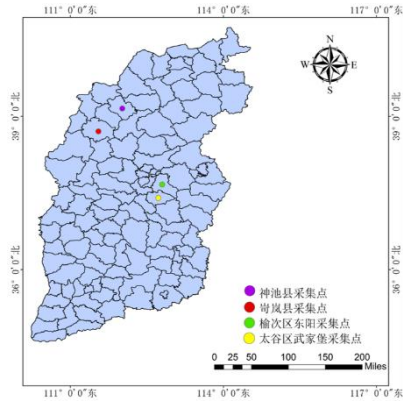
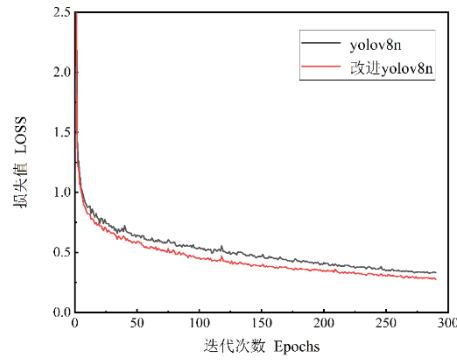


附图



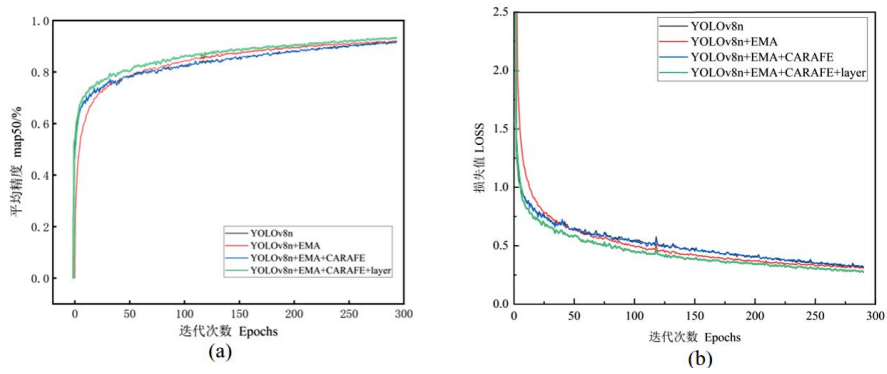
附图 1 绿豆病害数据采集信息

Fig. S1 Data Collection Information on Mung Bean Diseases



附图 2. 改进前后损失值对比图

Fig. S2. Comparison of loss values before and after Improvement



附图 3. 消融模型变化曲线 (a, 平均精度; b 损失值)

Fig. S3. Ablation model variation curves: (a, mean Precision; b, loss values)